

Parking

Parking High St opposite Mill Lane, restricts view & people reluctant to give way

Parking too close on High St to the allotment driverway - obstructs view

DANGEROUS AND INCONSIDERATE PARKING NEAR SCHOOL AND **REDACTED** ESPECIALLY THOSE WHO PARK ON PAVEMENT.

IT'S NICE TO HAVE THE SCHOOL IN THE VILLAGE BUT SOME PARENTS NEED TO BE MORE CONSIDERATE OF THEIR POOR PARKING CHOICES AND OTHER ROAD USERS IN THE VILLAGE.

Not impressed by "No Parking" signs on Wheelers Rise, by residents trying to stop people parking outside their house. It is a public road and they have no right to put the signs up!

Park (High St, general)

- The number of vehicles that park outside the bays on High St disrupt the flow of traffic and make it difficult for two vehicles to pass each other. Impatient drivers are unwilling to give way

Please have them removed....

- We realise people are forced to park on the road as the village lacks general off-street parking provisions

WE UNDERSTAND HOW DIFFICULT IT IS FOR PEOPLE DROPPING OFF AND COLLECTIONG FROM THE SCHOOL AS THERE IS NO OBVIOUS ROOM FOR AN EXTRA CAR PARK. THEY SHOILD BE REGULARLY REMINDED THOUGH, OF THE DANGERS OF PARKING ON BOTH SIDED OF THE ROAD.

AT SCHOOL DROP OFF AND PICK UP TIMES THERE IS FREQUENTLY INCOSIDERATE AND DANGEROUS PARKING ALONG THE HIGH STREET RIGHT P TO BRACKLEY ROAD LIMITTING VISIBILITY. THE HIGHWAY CODE STATES "DO NOT PARK WITHIN 10 MTS OF A JUNCTION" . PERHAPS DOUBLE YELLOW LINES COULD BE PUT AND ENFORCED AT THAT JUNCTION.

2.6 BAD PARKING OUTSIDE OUR HOUSE - VERY LITTLE ROOM FOR VEHILCES TO GET IN OR OUT

WHITE LINES ACROSS DROP KERB TO PROPERTY MIGHT HELP WITH THE PARKING

PARKING ON JUNCTION HIGH STREET AND BRACKLEY ROAD

TRYING TOO GET PAST PARKED CARS ON THE HIGH STREET AT SCHOOL DROP OF TIME IS DANGEROUS DUE TO IRRESPONSIBLE PARKING. CROUGHTON IS JUST A CONGESTED VILLAGE.

2.6 where there is parking on both sides

I am concerned tha the parking of cars on the verge on Brackley Road has ruined all the run off drainage that was put in place. A more permanent solution is needed.

Parking - Those who park by the length of the wall by the allotments

- Restrict vision of through traffic
- Make it hard to see traffic when coming out of the allotments
- Must make access to/from Mill Lane even more difficult

2.6 VEHILCES PARK ON PARK END BY COP WHICH BELONG TO COMMERCIAL YARD - STAFF AND VEHICLES THAT ARE LEFT FOR WEEKS ON END

Often forces Aynho-bound traffic to take to the pavement when vehicles pass in the narrowed space

- Will the council install a convex mirror(s) opposite the allotment exit to assist vision here?

MAIN CONCERNS ABOUT TRAFFIC ARE WALKING TO FROM SCHOOL PARKING ON JUNCTIONS REVERING ONTO PAVEMNETS , TUNING IN THE SCHOOL ENTRANCE. DOUBLE YELLOW LINES ON THE BRACKLEY ROAD JUNCTION WOULD BE HUGELY HELPFUL.

Parking outside school & nursery & lack of path on Wheelers not safe.

Something defintiely needs to be done about parking around the school at drop-off and pick-up times. I try to avoid drving through the village at these times as it is so dangerous, particularly at the area between the school and Brackley Road. Cars parked in this area significantly narrow the road, causing drivers to drive over the centre of the road into oncoming traffic on a blind bend. Tears ago this never used to be an issue as parking was available at the pub.

PERHAPS ALIGN MORE ON-STREET PARKING BAYS WITH TRAFFIC CALMING - MORE ON STREET PARKING IS NEEDED TO MINIMISE ERRANT PARKING ON FOOTPATHS. IE CREATE DESIGNATED BAYS AND NARROW THE ROAD TO SLOW TRAFFIC AT THE SAME TIME.

Vehicle Weight

2.11 FREQUENTLY VEHILCES TOO BIG TO GO TO COMMERCIAL YARD ON PARK END. **REDACTED** VEHILCES AND DRIVERS ARE INCOSIDERATE OF NEIGHBOURS PARTICULARLY. **REDACTED** LET DRIVERS IDLE IN THE YARD

LORRIES REGULARLY IGNORE THE WEIGHT RESTRICTION.NARROWNESS OF PARTS OF HIGH STREET MAKE THIS DANGEROUS.BETTER SIGNAGE MAY HELP.

RAISE THE 7.5 LIMIT WITH THE COUNTY COUNCIL HIGHWAYS. FREQUENCY HAS INCREASED (MAY BE HS2? OR QUARRY IN BUCKINGAM. THERE IS NO OBVIOUS ENFORCEMENT HAPPENING.

NOISE AND VIBRATION FROM HEAVY VEHICLES; REGULAR SPEEDING;

DELIVERY VANS CAN ALSO BE A HAZARD

2.1 THE LIMIT IS SAFE TEH DRIVERS WHO IGNORE IT ARE NOT.

2.11 OCCASIONALLY SEE LARGER VEHICLES DRIVING THROUGH

COMMERCIAL YARD **REDACTED** ARE THE MOST INCONSIDERATE STAFF PARK ON ROAD. VEHICLES ABANDONED. VEHILCES IN YARD LEFT TO IDLE WHITH MUSIC ON AT ALL HOURS OF DAY AND NIGHT. NOISE FROM YARD IS AWFUL UNABLE TO HAVE WINDOWS OPEN IN SUMMER. LARGE ARTIC VEHILCES ARE NOW ALMOST A DAILY OCCUARNACE TRYING TO ACCESS THE YARD AND BLOCK THE ROAD AND RESIDENTS TRYING TO ACCESS / EGRESS THEIR DRIVES. NOT FIT/IN KEEPING WITH VILLAGE LIFE.

2.11 SEE QUITE A FEW LARGE VEHILCES COMING THROUGH.

Speed

THE VILLAGE IS A "RAT RUN" AND HARD-
LY ANYONE OBEYS THE SPEED LIMIT. 8
OUT OF 10 DO NOT OBEY THE SPEED
LIMIT.

20 MPH SIGNAGE IS WOEFUL
AND NEEDS TO BE CLEARER
AND MORE REGULAR - NEED
ANOTHER VAS SIGN AT THE
ALLOTMENT END OF THE ZONE

MAKE THE SPEED LIMIT FOR
THE WHOLE VILLAGE 20MPH.

Concerned at the speed of
tractors & emergency services
vehicles coming through the
village

USE OF SPEED CAMERAS
WOULD BE A STRONGER DETER-
RENT FOR SPEEDING AND THERE-
FORE MAKE IT SAFER FOR LOCALS
AND SCHOOL PUPILS

Most traffic does not com-
ply with 20mph speed
limit. A lot are speeding at
30-40mph+ Farmers are
the worst at speeding
through the village in
their tractors.... Easily
40mph+

we need speed humps. They do slow
the traffic down if you plant trees,
verges at park end it enhances the
village and also helps slow down
traffic due to visibility. Trees at the
park end chicane would help slow
down drivers speeding to exit the
village and stop people pushing
through against the priority on enter-
ing the village.

CARRY OUT AN AWARENESS
DAY OR DAYS TO ALLOW
THE VILLAGERS AND MAYBE THE
SCHOOL CHILDREN TO BE VISIBLE ON
THE STREETS TO INFORM DRIVERS OF
THE LIMITS. MAKE THE ZONE A
"LIMIT" AS IN CHERWELL AND EN-
FORCE IT. SPEAK TO FARMERS AND
ADVISE THEM THAT IT IS 20MPH AS
MANY DONT THINK IT IS.

Thanks for pulling together the survey.
Traffic and speed are always a concern
with so many young children in our
part of the village (near the allotments
on the High St) - anything we can do to
slow people coming in from Blenheim
would be a positive step.

PARISH COUNCIL HAVE NEVER
TRIED BEFORE NOW, TO DO
ANYTHING. TOO MUCH TALK
AND NO ACTION.

2. Average speed check
cameras;

AVERAGE SPEED CAMERAS RE 2.3

Would be nice to see the police
speed van actually in the centre
of the village rather not in the
layby at the end (Blenheim).

20MPH SHOULD BE EXTENDED
PAST COOP. PARKING AROUND
COOP. SPEEDING CARS ON
BEND BY CHURCH LANE

Some motorcyclists ex-
ceeding speed limit

I walk along Brackley Road most days
with my child. The speed at which
many vehicles travel is over 20mph,
despite signage. The 'new' houses
were built for disability access yet
Brackley Road is far from inclusive /
disability-friendly : lack of pavement,
uneven road surface, irresponsible
drivers.

I would also like to see the 20mph speed limit extended to the
whole of the village, not just the centre. Speed invariably picks up
once past the speed limit signs causing people to speed through
Blenheim. It makes exiting our property very hazardous. I have to
wait until there are absolutely no cars in sight before pulling out
of my drive because they come so fast. By the time I have com-
pleted the manoeuvre cars have raced at me in an intimidating
manner. Also as we slow down to enter our property cars swerve
around us onto the wrong side of the road which many times has
almost resulted in a collision due to cars speeding over the hill
into Blenheim from the opposite direction.

BRACKLEY ROAD MOST DANGER-
OUS PART OF VILLAGE WITH
CHILDREN AND DOG WALKERS
AND PEOPLE SPEEDING. ACCI-
DENT WAITING TO HAPPEN.

20 ZONE TO 30MPH *PARK-
ING, CARS SPEED ROUND THIS
CORNER. VERY NARROW PAVE-
MENT - FEELS VERY EXPOSED
AND UNSAFE

THERE IS A MAJOR PROBLEM
WITH SPEEDING CARS ENTERING
THE VILLAGE AFTER THE COOP .
THE 20 MPH SIGN IS TOTALLY
IGNORED AND SERVES NO USE-
FUL PURPOSE . THE POLICE MON-
ITORING VEHICLE SHOULD POSI-
TION ITSELF IN THE VICINITY.

Pot holes from Croughton to
Pimlico Farm. Also, cars speed-
ing on this section.

Traffic Volume

WE (THE VILLAGE) ARE AND ALWAYS
WILL BE A CUT THROUGH/ "RAT
RUN" - MAYBE THE SOLUTION IS TO
MAKE WHAT DRIVERS ARE TRYING
TO AVOID A BETTER ROUTE?

Concerns over the amount of traffic
using the road to the sportsfield, from
village hall use, the children play area
& now the greatly increased use of
the playing field. Please remember
that this is a residential cul de sac
with young children.

There is an increase in through
traffic in the village and many driv-
ers show little notice of the speed
limits, especially coming down Blen-
heim and past the allotments, they
treat the road like a roller coaster
ride. Traffic humps would help to
slow the traffic.

it's a good short cut

The Barley Mow processing plant
will further increase traffic through
the village. If it gets permission the
traffic should come and go only via
the A43

Traffic Calming

AT THE CHICANE NEAR THE SCHOOL IS A PLACE OF CONFLICT - FEW OBEY THE CORRECT RIGHT OF WAY AND TRY TO GET THROUGH CAUSING FUSTRATION.

THE CHICANE SEEMS TO AMPLIFY PROBLEMS PARTICULARLY OF SPE'S RISE) RUSH TO BEAT EACHOTHER THROUGH THE CHICANE. THERE IS OFTEN ROAD RAGE/ SIGNIFICANT FUSTRATION FROM DRIVERS OVER THE RIGHT OF WAY RESULTING IN REGULAR USE OF CAR HORNS.

As stated previously I would like to see some traffic calming measure in Blenheim. The speed as drivers come down the hill and round the curve increases significantly as the approach the residential section. I would like to see a chicane in that area.

Well kept villages slow down drivers apparently, so perhaps work on that? Narrow roads (perhaps extend the south side of the High St footway to the Co-op instead of an ugly chicane or add a mini-roundabout at the brackley Rd junction) also work, as do traffic camers. Straight roads are the worst, so the Western approach & Blenheim need a solution half way along the hill to force slow downs.

PARK END CHICANE EVERY MORNING CARS INCOMING INTO THE VILLAGE DON'T STOP

THE CHICANES ARE GOOD TO A CERTAIN EXTENT BUT SOME PEOPLE SPEED UP SIGNIFICANTLY BEFORE /AFTER HAVING TO WAIT. ENCOURAGING ROAD RAGE / HONKING HORNS WHICH FRIGHTENS MY CHILDREN. SPEED BUMPS THROUGHOUT VILLAGE WOULD BE BETTER

The signs to both chicanes (near Co-op & bottom of Wheelers Rise) are not clear enough & approaching Portway roundabout from the base.

Tree planting would be lovely but the maintenance will be a burden and broken sightlines won't pass the H&S inspectors, but we can make ambitious plans & perhaps end up with something better than the status quo?

We have north, east, south and west roads entering Croughton. By far the worst entrance is from the west (Blenheim). The police speed van makes little to none difference to speeding vehicles. I believe the best way of reducing speed is to install a mini roundabout at the Blenheim/Charlton top road. At present the speed on some vehicles exceeds 60mph.

2.3 speed activated traffic lights? If you go too fast the lights go red.

TRAFFIC SPEEDS. NARROW FOOTPATHS. CHICANES ARE EFFECTIVE.

A couple of fixed cameras or average speed cameras are the best way to slow traffic down. Physical methods just slow traffic, cause frustration and then you get more noise & pollution with everyone speeding up after passing through.

Not only would I like the speed limit to extend to each end of the village, but would also like permanent electronic speed awareness signs installed.

Removing or not reinstating centre lines after the ne1t surface dressing

a) improves the aesthetics of the road with less paint and signage - though this is a subjective opinion

b) generally slows people down, though perhaps that would be too much on the bends at the Brackley Road junction for the level of competence of the average driver. There are studies out there to confirm this.

Consideration should be given to this as an alternative to reducing speed limits even further - against the advice of the police, who I believe argued against the current length of the 20mph zones.

1. More police activity/ action; more policing; more police

WITHOUT THE CHICANE WE FEEL MORE PEOPLE WOULD FOLLOW THE SPEED LIMIT.

THE VERGES AROUND OUR VILLAGE ARE BEING DISTROYED.

Public Transport

3.1 never had a useful bus from mk or oxford

Public Transport : Only useful to us if sufficiently frequent to get to and from a 9 to 5 job or evening events

I WOULD BE UNLIKLEY TO USE A BUS AS VILLAGE SERVICES ARE TYPICALLY DURING DAY WHILST I'M WORKING.

Would use the community bus when I get bus pass.

IT WOULD BE GREAT TO HAVE A BUS SERVICE THROUGH THE VILLAGE WE FEEL IT WOULD BENEFIT MANY PEOPLE

Community bus not suitable for doctor and hospital appointments

Bring bus service back - we didn't live here when there was a bus service. Would be good to - Brackley, Bicester, Banbury, Oxford & Northampton

Please bring the bus back!! It was reliable and used well by locals of all ages. It was a real community and life line!!

Banbury -> Brackley every half hour occurs through other villages. Couldn't some of those buses come from banbury to Brackley via Kings Sutton, Charlton, Croughton & Evenley?

Road/Path Users

THE FOOTPATH BETWEEN THE READING ROOM AND THE PUB IS FAR TOO NARROW

My husband and I both enjoy cycling but genuinely find Croughton High St the most challenging. Could High St be double yellowed?

A road crossing where the pavement disappears at the church would be useful, another at the co-op. Zebra crossings would be sufficient I think.

Car drivers not considerate of runners on Brackley Road - speeding, swearing, rude, inconsiderate.

Also the junction of Wheelers Rise with the main Rd where a large number of people ignore the right of way arrows.

PASSING PLACES ARE NO GO AREAS FOR CYCLISTS.

1) Motorists who cut off the roundabout on the wrong side at the top of Portway 2) Motorists who don't give way to traffic from their right

MULTIPLE AREAS IN VILLAGE WHERE PAVEMENT IS BARELY WIDE ENOUGH FOR A PRAM . IMPOSSIBLE WITH PRAM AND 3 YEAR OLD ON FOOT NEXT TO IT. 3 YR OLD CHILD HAS TO WALK BEHIND OR IN FRONT OF PRAM VERY UNSAFE. WING MIRRORS OF CARS ALMOST HITTING CHILDREN /PRAMS.*WHEELERS TO BELNHEIM

ALSO THE SHORT SECTION BRACKLEY ROAD/PARK END/HIGH STREET IS DANGEROUS ON FOOT WHEN COMING UP BRACKLEY ROAD

THERE ARE SOME AREAS OF THE VILLAGE THAT COULD BENEFIT HAVING A FOOTPATH I.E DOWN BRACKLEY ROAD OPPOSITE THE HOUSES UP TO THE FIELDS ENTRANCES/FOOTPATHS. THIS WOULD INCREASE SAFETY BUT ALSO ENCOURAGE MORE WALKING.

OUTSIDE OUR VILLAGE THE EDGES OF BRACKLEY ROAD ARE DANGEROUS.

Pot holes along the Brackley Road

My main concern is the lack of footpaths along the Brackley Road. This needs to be addressed before there is a serious or fatal accident. There also should be speed calming measures along Brackley Road and an alteration to the speed limit signs to reduce speed along the whole road.

AT THE MOMENT THERE IS NO SAFE AREA FOR FAMILIES TO CROSS THE ROAD. DEFINITELY A NEED WITH THE SCHOOL /NURSERY . ZEBRA OR PELICAN CROSSING. VERY UNSAFE EXIT/ENTRANCE (WHEELERS) RISE WITH CAR PARKING. CHILDREN CROSSING BLIND. ACCIDENT WAITING TO HAPPEN IN MY OPINION.NEEDS A PROPER CROSSING OR NO CARS PARKING THERE.

Pot hole along Brackley Road.

Needs footpath up Brackley Road

Walking around the village

- The pavement by the Blackbird pub wall is too narrow. It is also badly cambered. There will be an accident there involving a pedestrian at some point.

- Speeding: the VAS at Church Lane is a JOKE. It's in the 30MPH zone!!!

THE ROAD SURFACE IS DECAYING BUT DOES NOT YET QUALIFY AS A POTHOLE.

Diversions from the A43 down Brackley Road are not appropriate for the size of the road. It leads to dangers for pedestrians

2.14 due to road surface

Pollution

Noise is mainly due to volume & speed at either end of the day

LIVING CLOSE TO THE ROAD ON HIGH STREET MEANS WE EXPERIENCE NOISE FROM NOISE. WE ARE NOT ABLE TO HAVE OUR LIVING ROOM WINDOWS OPEN.

2.12 engines running outside our property

Speed bumps and physical obstructions - eg chicanes - interrupt the flow of traffic leading to more noise & emissions (EV's included as they'll be stressing brakes & tyres) should all be avoided.

THE NEW CHIPPINGS SURFACE HAS MADE TRAFFIC NOISE MUCH WORSE.

Others

It might be useful to have a "Village plan for traffic management", even if it's to inform "wish lists" that may only be achievable in part or over the long term. The issues seem to be perennial ones that in part come with the geography & location of the village, so it's about the range of solutions that might mitigate the issues & the data we collect & the available research on what actually works to slow cars down (& the funding constraints that change to a greater or lesser extent over time).

3. Regular repainting of lines; 4. More cleaning and servicing of signage; 5. Repaint/maintain the wooden boards at the western entrance to the village;

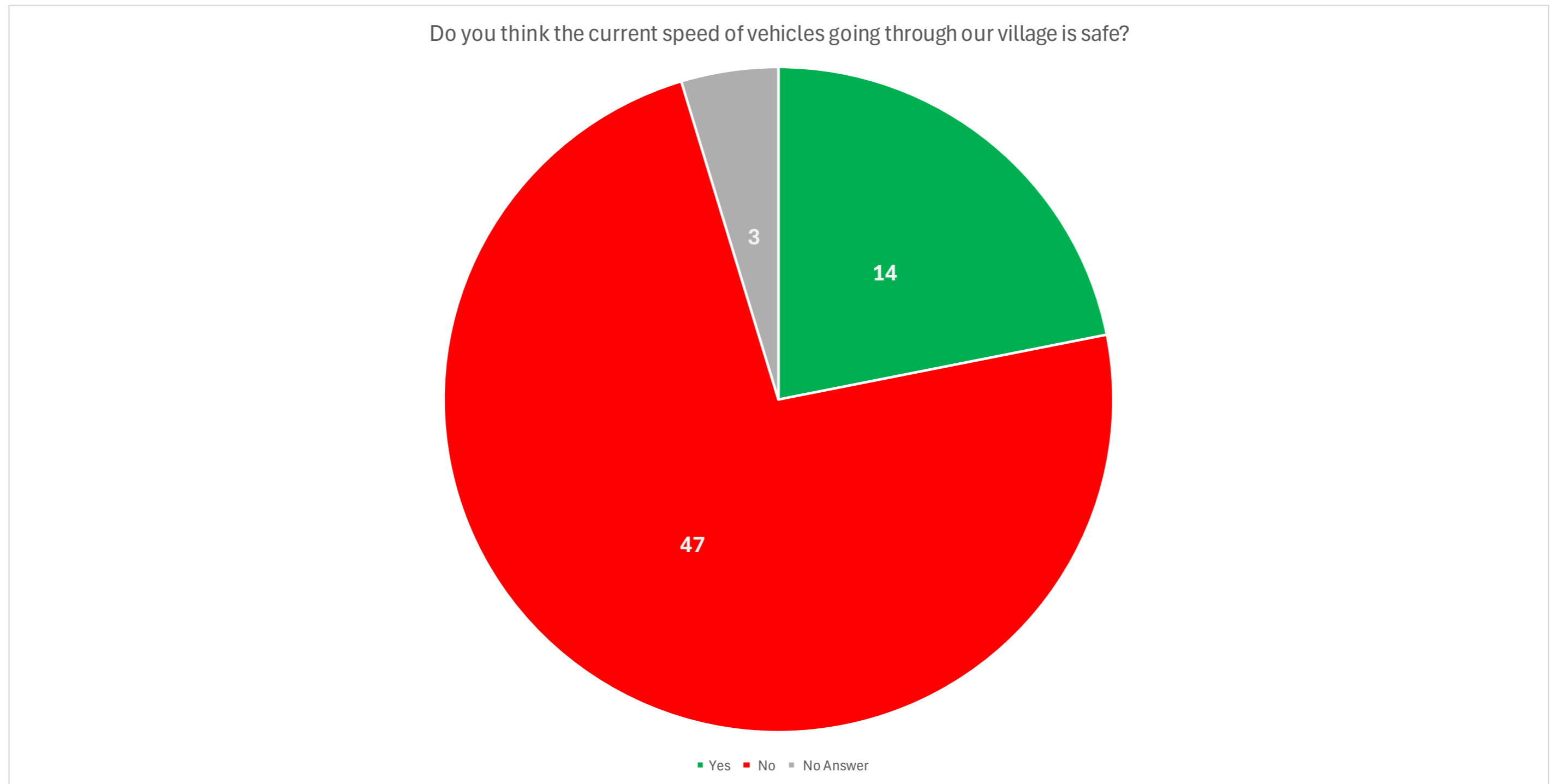
PARISH COUNCIL DO NOT TAKE LEAD ON SOLVING TRAFFIC ISSUES. THEY SET UP A WORKING GROUP AND THEN MADE IT DIFFICULT TO GIVE THEM ANY REAL SUPPORT TO CTWG.

Q 2.1 Do you think the current speed of vehicles going through our village is safe?

Comments:

No evidence of a safety problem

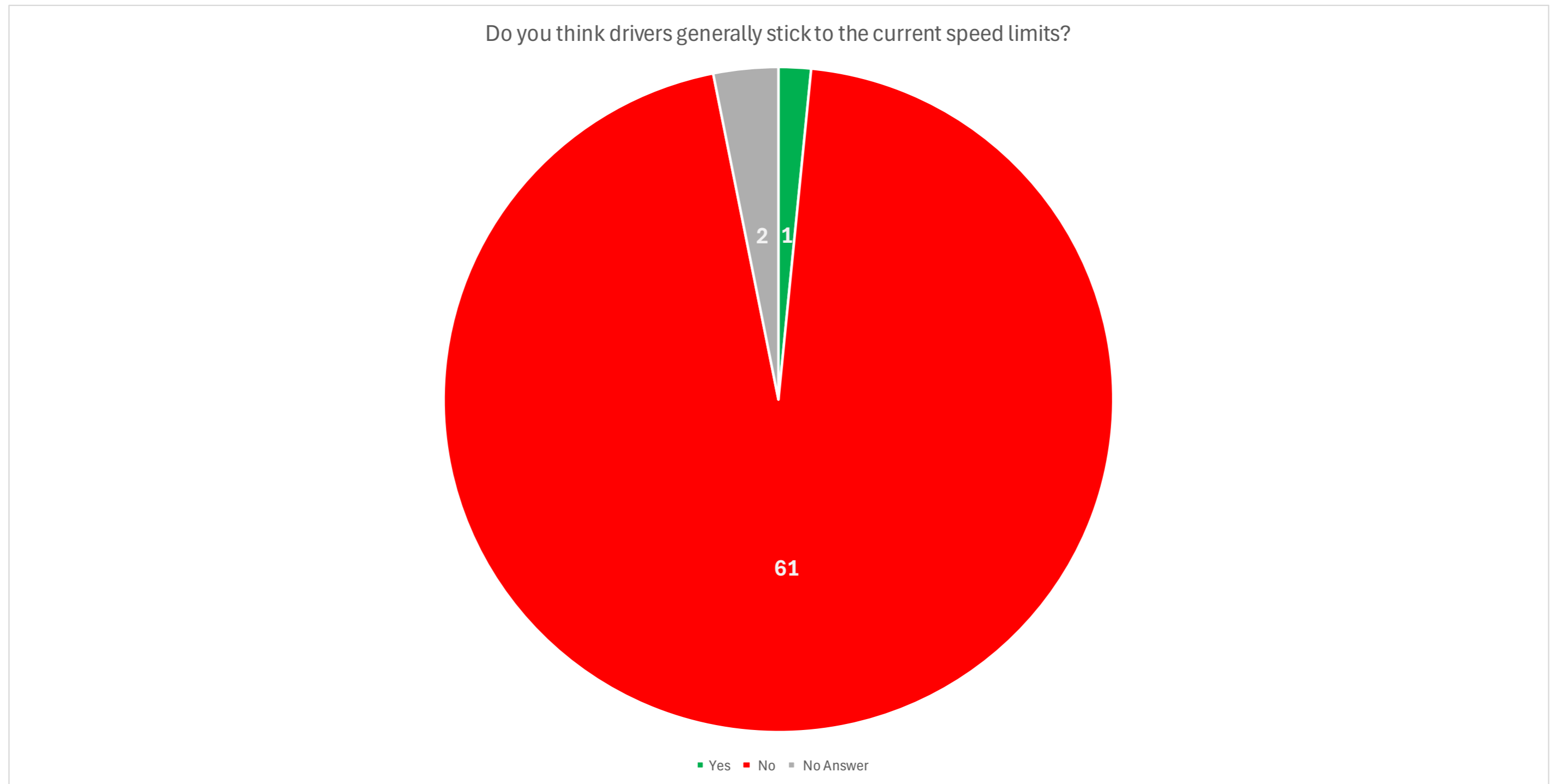
As long as drivers keep to the speed limit



Q2.2 Do you think drivers generally stick to the current speed limits?

Comments:

Generally, yes. There are some outliers that carry excess speed, but a small proportion.



Q2.3 Would you like to see any additional speed reduction methods?

(If yes, please tick your preferences and give details of any other suggestions below).

Comments:

Some traffic calming measure in Blenheim. Drivers speed up as they come down the hill to leave the village.

Police cameras in village not as you're going out of village

At Blenheim/Charlton top road, a mini roundabout would slow traffic down.

NO!

20mph through whole village. Police presence

1 - 30mph zone to start at village sign (west of Charlton Rd junction) & camera there.

Extend the 20mph limit through Blenheim and other end of village

More police presence - I wrote to the police twice. I especially hate to see overweight vehicles.

Extend 20mph limit through Park End

Perhaps once or twice a year for a few weeks get some childrens posters out.

Police to use mobile van in village rather than at the end. Consider average speed cameras. Obstacles (as suggested to the right) just create more noise & fumes due to the stop/start acceleration

It's a pity we can't use speed cameras through the High Street and impose fines / awareness courses

2 - Enforce the HGV lorry ban by ANPR

3 - camera instead of VAS on Blenheim

Other:

Would you like to see any additional speed reduction methods? (If yes, please tick your preferences and give details of any other suggestions below).

EDUCATION ON USING SINGLE TRACK ROADS WITHG PASSING PLACES

MORE CHICANES/PINCH POINTS; TRAFFIC LIGHTS?

All of these are good ideas, unfortunately its going to need proper camera though. Bollards to stop people mounting the pavement by Mill Lane are also needed

The speed data sign to make drivers more aware of their speed

More VAS. Chicanes cause frustration.

Actual speed cameras - a pair of average speed measuring cameras at start and end of the village to enforce the 20mph limit

SIGNAGE THAT IS CHANGED SO THAT PERMANENT SIGNAGE AFTER A TIME BECOMES STREET FURNITURE

SPEED CAMERAS; REGULAR (MOBILE) POLICE SPEED CAMERAS; OR FIXED SPEED CAMERAS (LIKE IN PADBURY BUCKS)

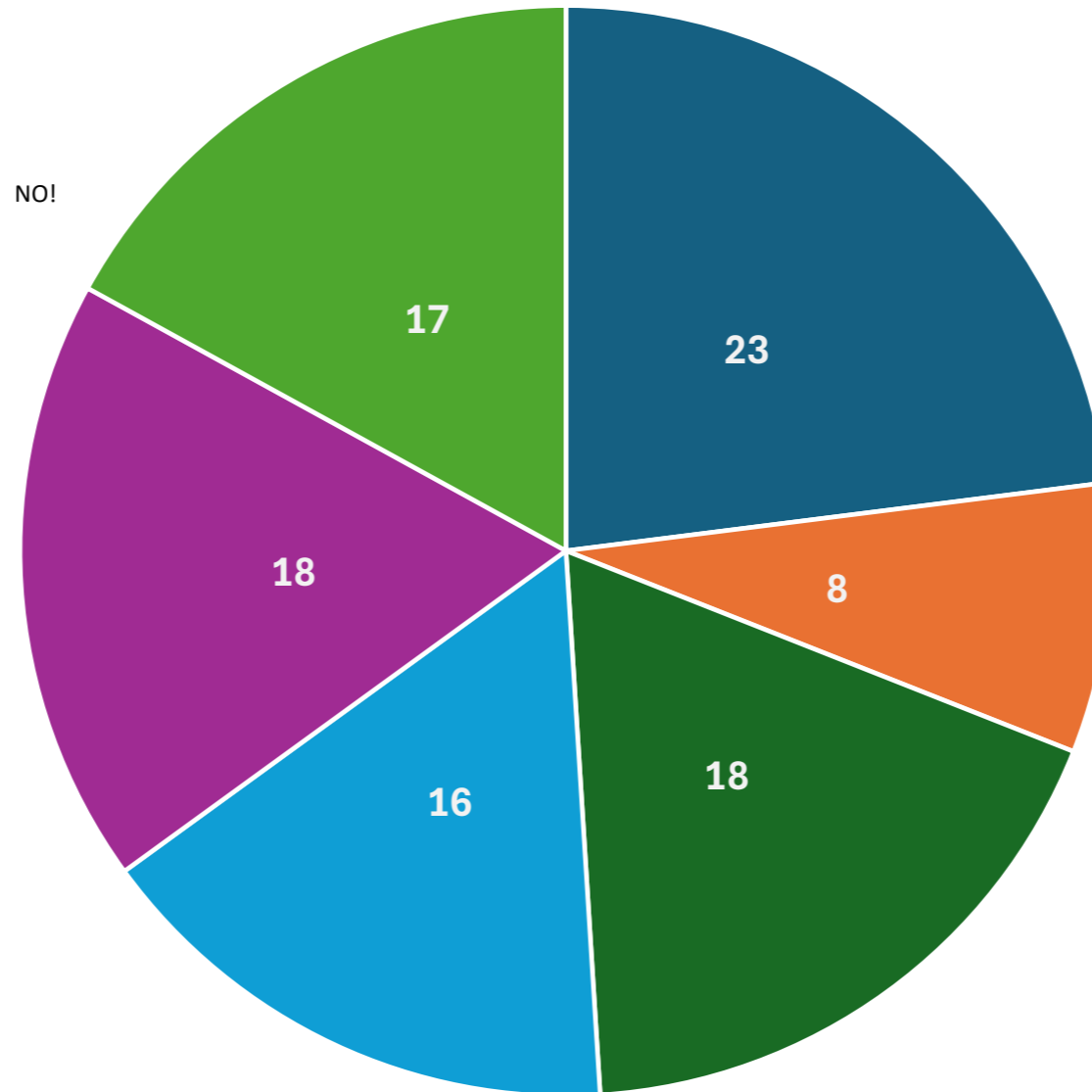
More designated On-Street Parking Bays

A width restriction would stop the larger trucks and massive tractors

Speed camera. More VAS

Prosecution speeders. Large fines

ANYTHING THAT HAS WORKED ELSEWHERE



- Speed cushions/tables
- Child art posters depicting speeding messages
- Large troughs/ planters at junction and entry points
- Tree planting /trough planting at chicane or other pinch points
- More speed awareness signage
- Other (Please give details)

Q2.4 Do you have any specific views on speeding in the village at any particular times of day?

Time

Location

7AM-9AM

HIGH STREET

6AM-8AM / 4PM-7PM

HIGH STREET

ALL DAY

CHICANE BY THE SCHOOL

6PM - 7.30PM

HIGH STREET

Rush hour AM & PM

0500-0630

People just fly thorough

1700-2000

people why to get home

Early monring

HIGH STREET

7AM-9AM / 4PM-6PM

HIGH STREET

All times

0815-0900

Near the school

1515-1530

0700-0800

Wheelers Rise / High St

Saturday for faootball

0815-0855;1500-1530

Round School area

0830-0915;1450-1530

Portway, Park End, High Street

0600-0830

Blenheim

0700-0900;1600-1800

Blenheim

Opening and closing times +/- 15min

School

Early morning

Blenheim

Rush hour; School times

High St; Brackley Rd; Blenheim

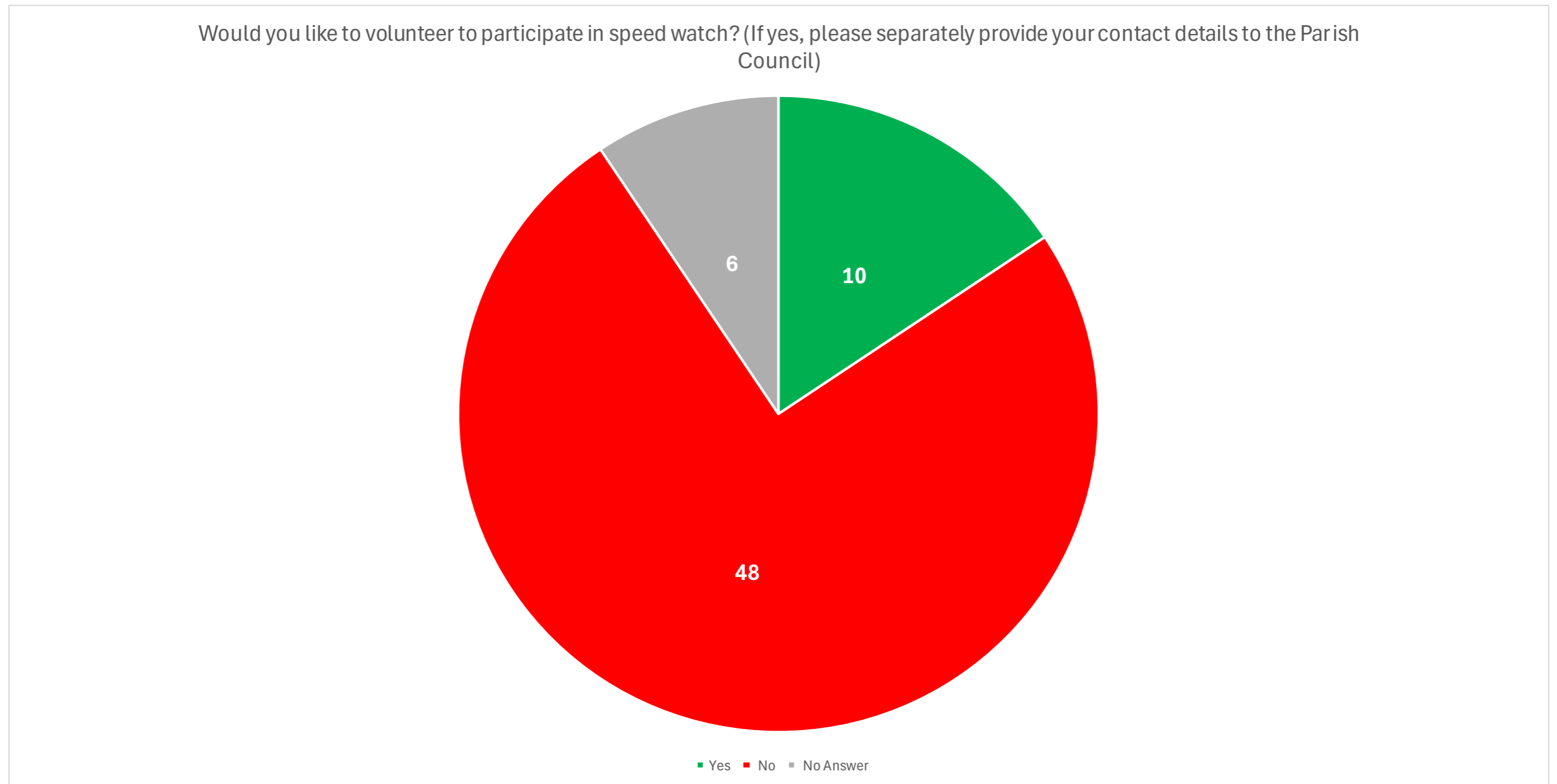
All times, especially weekday mornings and evenings

Brackley Road

Q2.5 Would you like to volunteer to participate in speed watch?

(If yes, please separately provide your contact details to the Parish Council)

Comments:



Q2.6 Do you have any concerns or suggestions about car parking around the village? (If yes, please give details and locations)

Comments:

THE AREA BEHIND THE READING ROOM IS USED FOR PARKING. IF TARMACED IT WOULD BE MORE ATTRACTIVE TO PARKING

NOT ENOUGH PARKING ANYWHERE. SO BUSY AROUND THE SCHOOL AND NURSERIES.

WE HAVE CONCERNS THAT CARS PARK ON BOTH SIDES OF THE ROAD AND BY THE CHICANE AT SCHOOL/NURSERY DROP OFF AND COLLECTION TIMES.

Too many people parking on pavements. Abandoned vehicle removed from main rd to village hall car park.

Car park behind Reading Room get really muddy in wet weather would be used more if puddle holes filled in

PARKING FOR DROP OFF AT THE NURSERY - BLOCKS VISION FROM EXIT

SCHOOL STAFF PARKING ON THE HIGH STREET. THEY SHOULD PARK AT THE VILLAGE HALL.

CARS PARKED OVERHANGING THE FOOT-PATH MAKES ACCESS DIFFICULT FOR PEDESTRIANS ESPECIALLY PUSH CHAIRS AND WHEELCHAIRS ETC.

Can be difficult on Wheelers Rise and also around Co-op

Parking along the High St, parking by the long allotment wall. This restricts vision

Carpark behind Reading Room need attention

Do you have any concerns or suggestions about car parking around the village? (If yes, please give details and locations).

THERE ARE SOME FOLKS WHO INSIST ON PARKING IN THE CHICANES AND THE BLACKBIRD

The parking in Wheelers Rise from the increasing use of the sportsfield & school runs twice a day

Hard to navigate on High St near entrance to Mill Lane

SOME CONCERNS WHERE ADDITIONAL CARS PARK NEAR HIGH STREET PARKING BAYS. PARENTS PARKING FOR SCHOOL AND NURSERY.

Untaxed vehicles parked on the path outside Park End Works

Car parking on road by give way outside of school

Towards the bend just before the Brackley Road junction

High St road parking + school drop off - pick up

Car dumped for weeks outside industrial estate

Parking is too restricted by the shop. Any spare spaces are taken up by REDACTED

Parents dropping off & picking up at the school. Parking up Wheelers Rise. No consideration for home owners

Bottom third of Wheelers Rise has too many cars parked on the road. Difficult to get past most of the time.

Generally it forces cars to slow down but parking for school drops/pickups is often dangerous on the bends & pavements

Not enough. Penalise those who abuse what's there.

Near mini r/a/b. Shop. Blenheim by allotments.

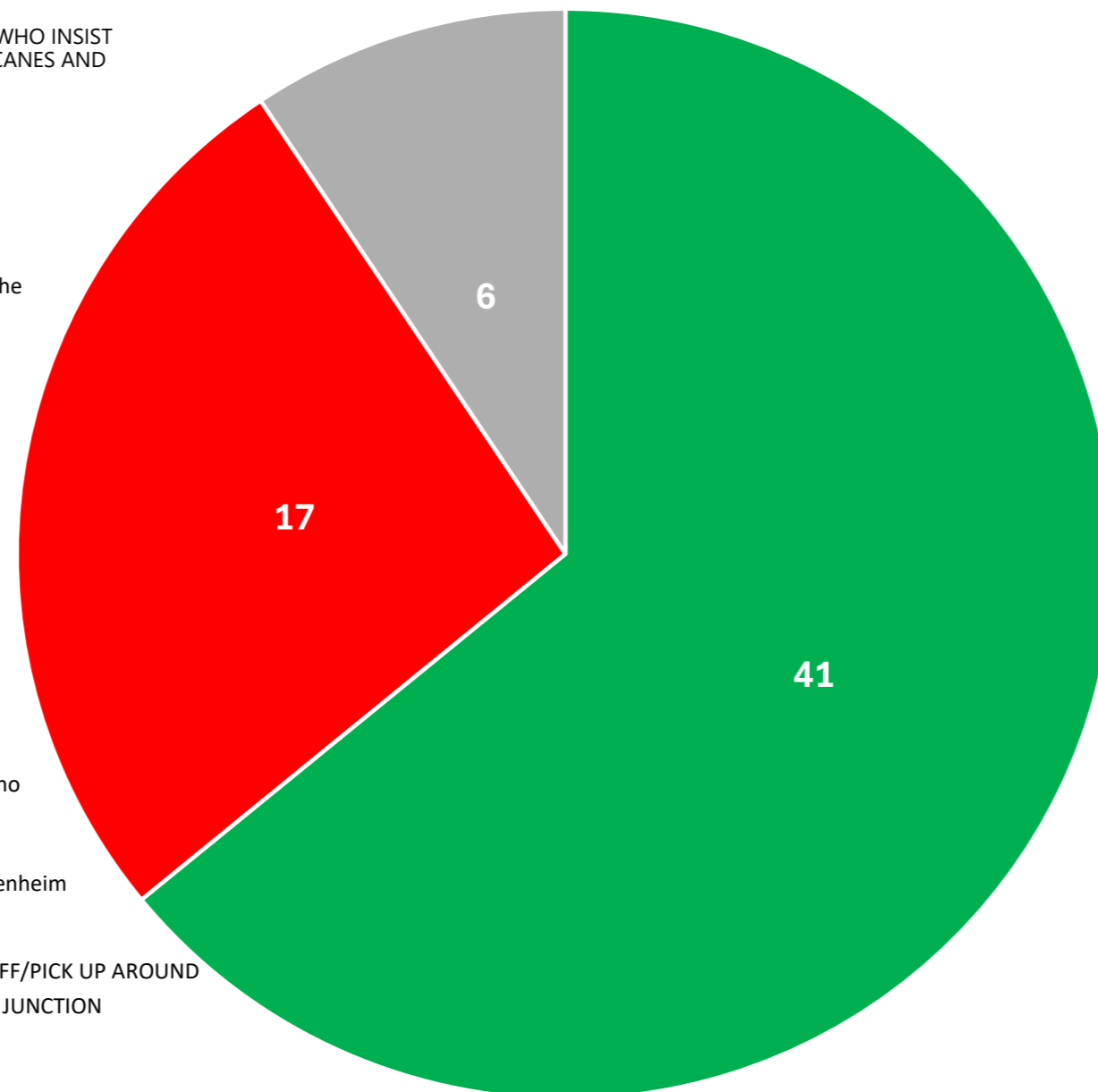
OPPOSITE CHURCH END IS DANGEROUS

SCHOOL DROP OFF/PICK UP AROUND BRACKLEY ROAD JUNCTION

SCHOOL DROP OFF/PICK UP AROUND BRACKLEY ROAD JUNCTION

2.6 BAD PARKING OUTSIDE OUR

School dropoff / pickup



■ Yes ■ No ■ No Answer

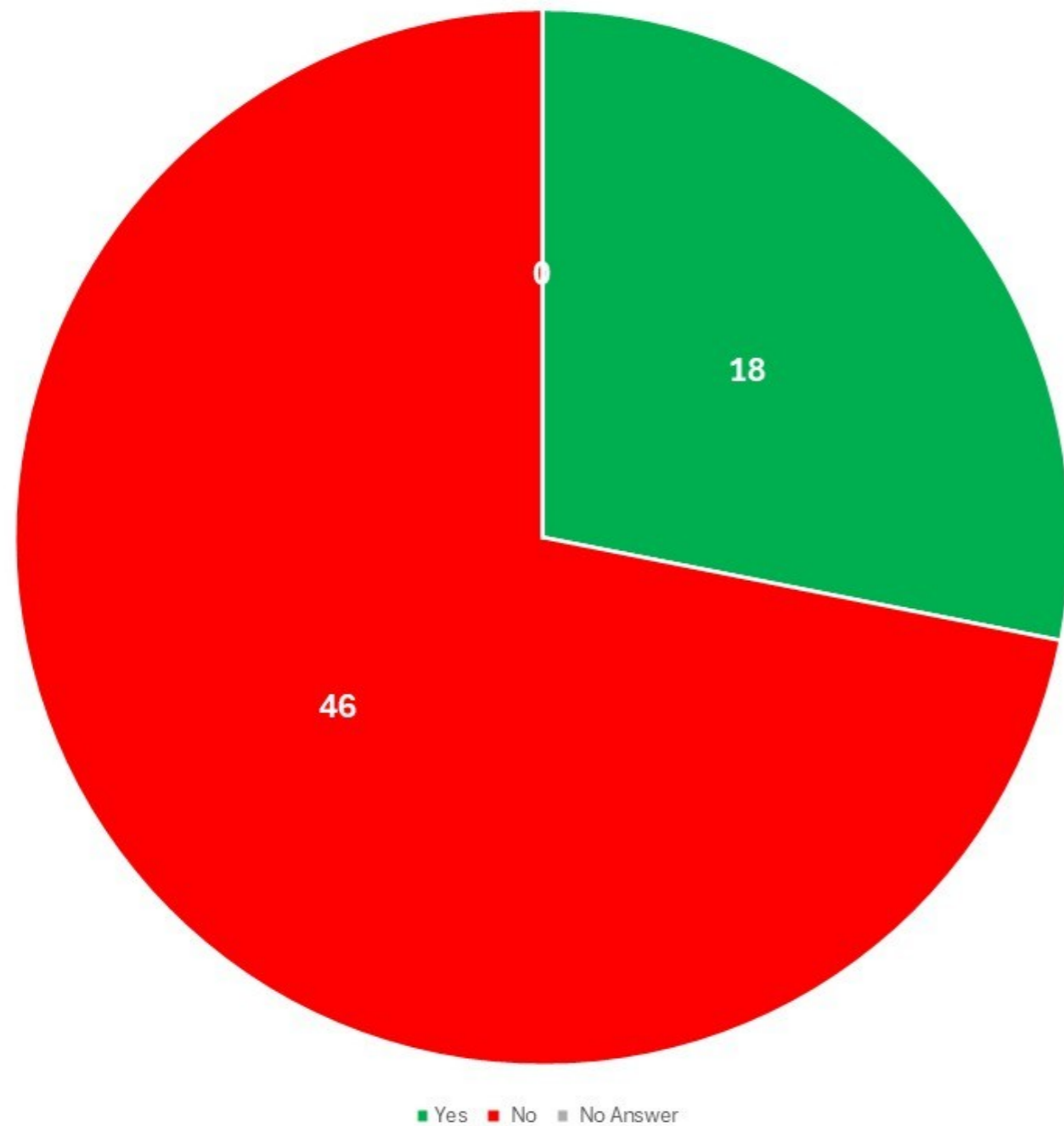
Q2.7 Do you cycle around the village?

Q2.8 Do you feel safe to cycle?

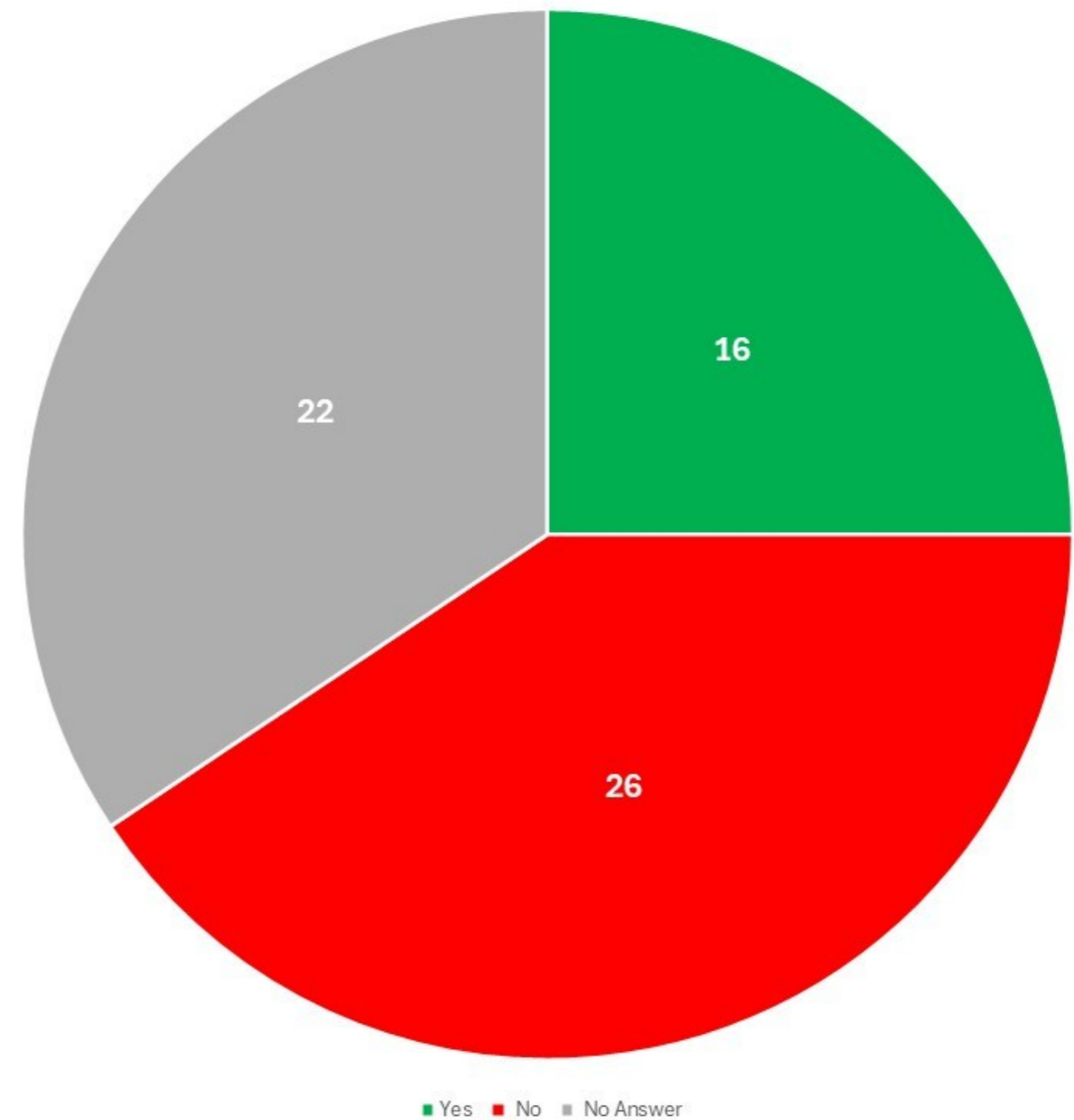
Comments:

Roads too busy!

Do you cycle around the village?



Do you feel safe to cycle?



Q2.9 Do you walk/run around the village?

Q2.10 Do you feel safe to walk/run around the village?

Comments:

Yes - Mostly

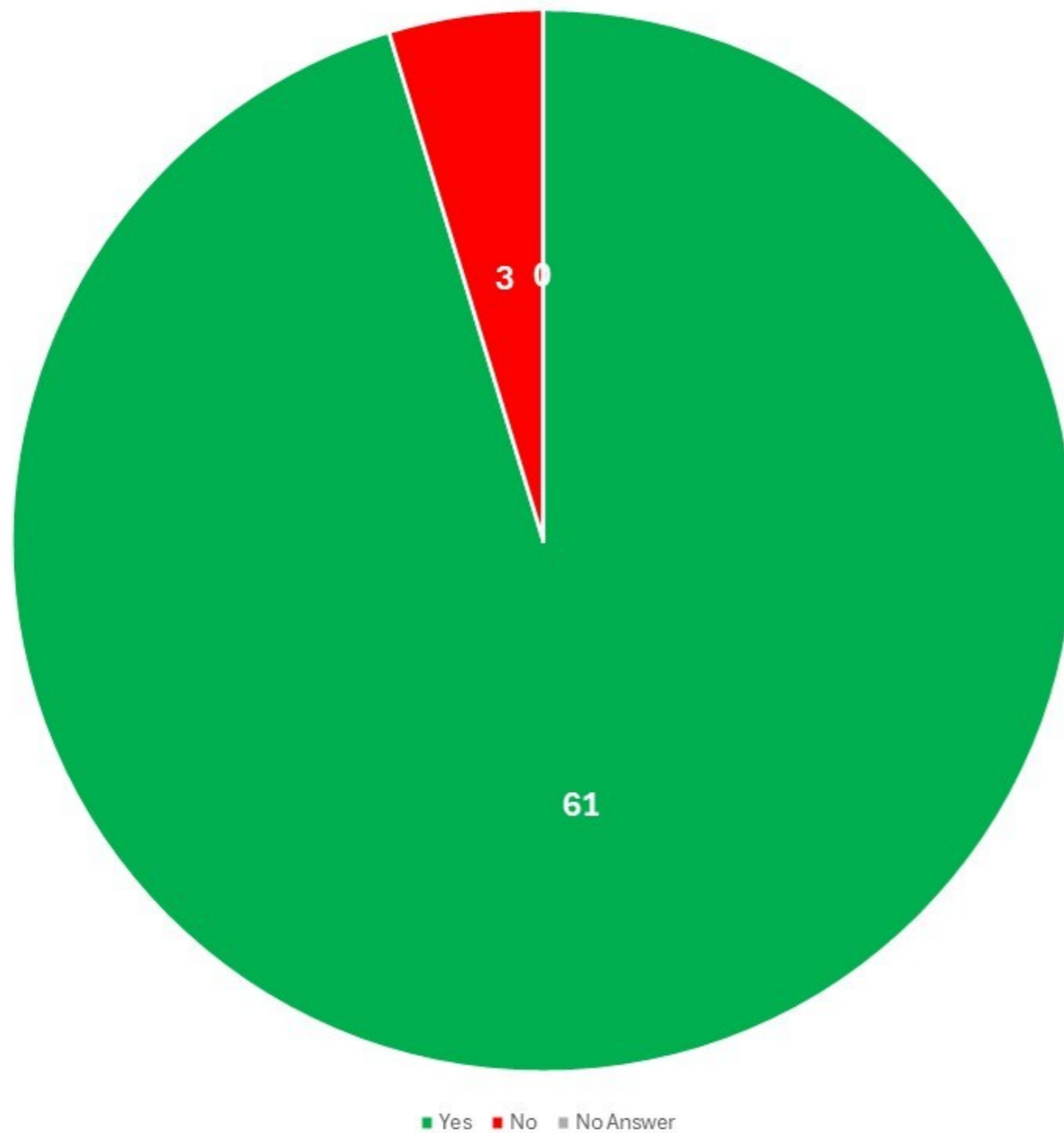
No - Blenheim & crossing by the big bend before Church Lane

Although traffic speeds into the village from Aynho end by Charlton Rd

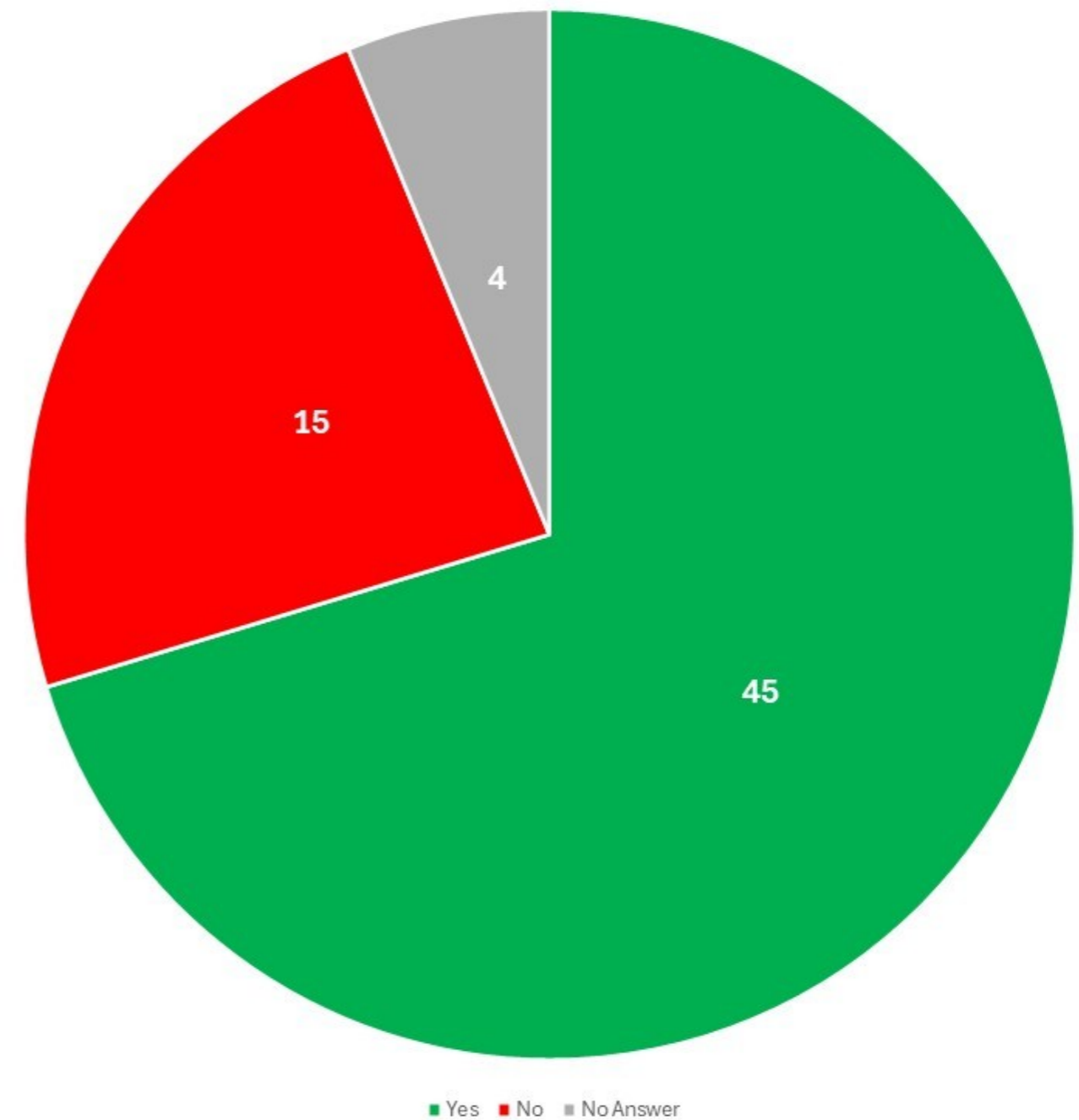
Mostly, but tight by Reading Room & pub, also stone walls look a bit unsafe in places!

Just about

Do you walk/run around the village?



Do you feel safe to walk/run around the village?

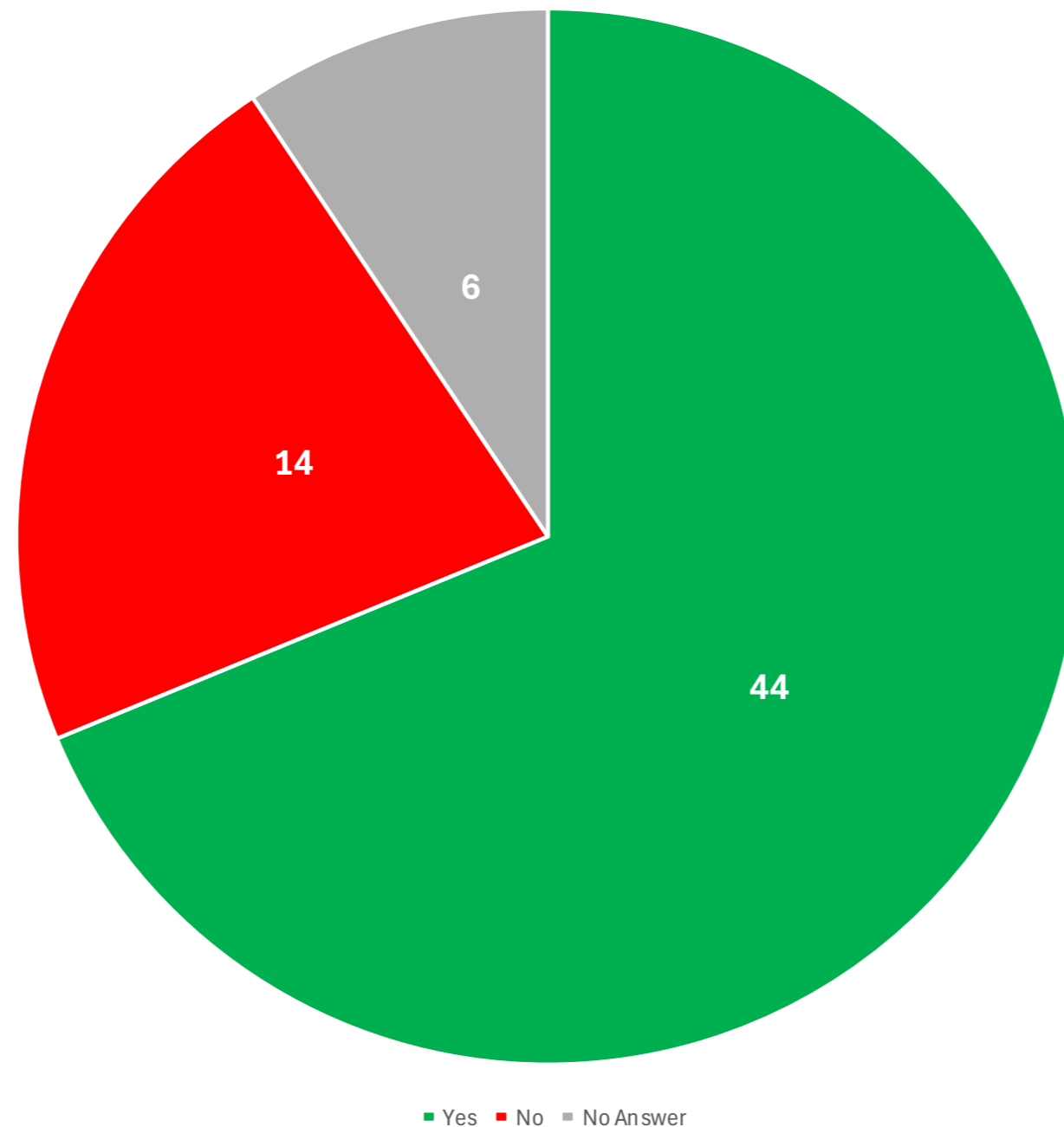


Q2.11 Do you think there is an issue with vehicles exceeding the 7.5t weight limit? (If yes, please give any details below)

Comments:

Ignored regularly
 For speeding
 Lorries & tractors
 Driving through a village! Should keep to main roads!!
 Sometimes you see large lorries coming through
 Divisions from A43 send vehicles through the village and side roads
 If any truck has more than one rear axle it is above this weight
 Delivery vehicles regularly mount verges - cause noise
 Too many "close shaves" on the High Street, especially with young children nearby
 Sometimes vehicles exceed 7.5t but not frequently
 Yes, more policing needed
 The sign at the junction near Aynho is too small and on the wrong side of the road
 REDACTED lorries
 HGVs frequently ignore restriction
 Too many large lorries appearing
 Don't know!

Do you think there is an issue with vehicles exceeding the 7.5t weight limit? (If yes, please give any details below).



Q2.12 Do you have concerns about vehicle emissions?

(If yes, please give any details below)

Comments:

We keep windows closed in rush hours occasional exhaust fume smells in house

Many large diesel vehicles that exceed 7.5t use this 'cut through' road - increasing emissions. Looking to change to electric vehicles

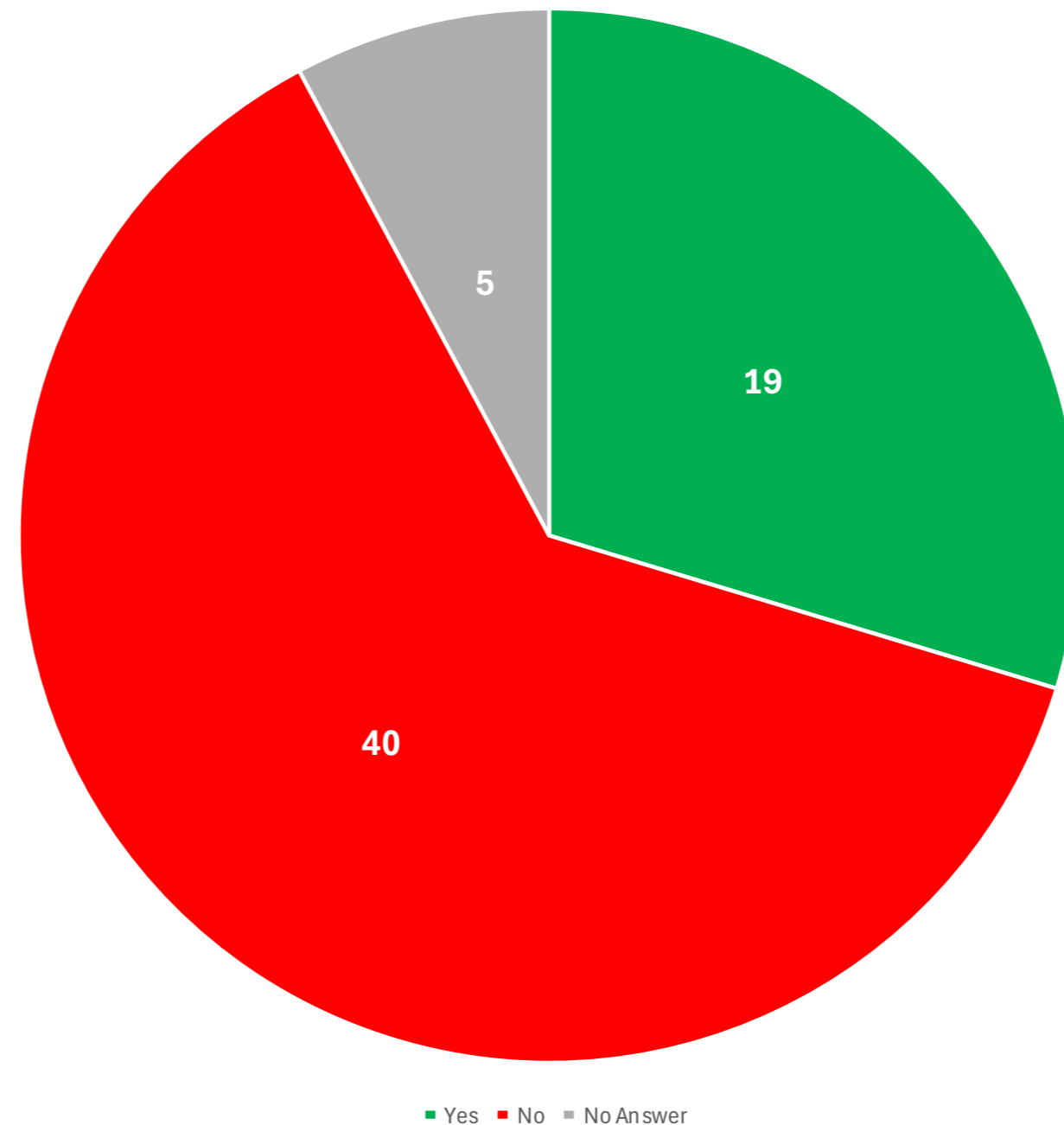
Any more physical efforts to slow vehicles will increase pollution - Noise, brake / tyre dust / emissions

Parents who leave engine running while near school

Due to overall volume of traffic

No more than anywhere else

Do you have concerns about vehicle emissions? (If yes, please give any details below).



Q2.13 Do you have concerns over noise from vehicles?

(If yes, please give any details below)

Comments:

2 base vehicles in particular
Boy racers - but not much we can do about those!

Early mornings - early evenings weekdays. Excessive noise week-ends.
Only when related to speeding/ overweight vehicles.

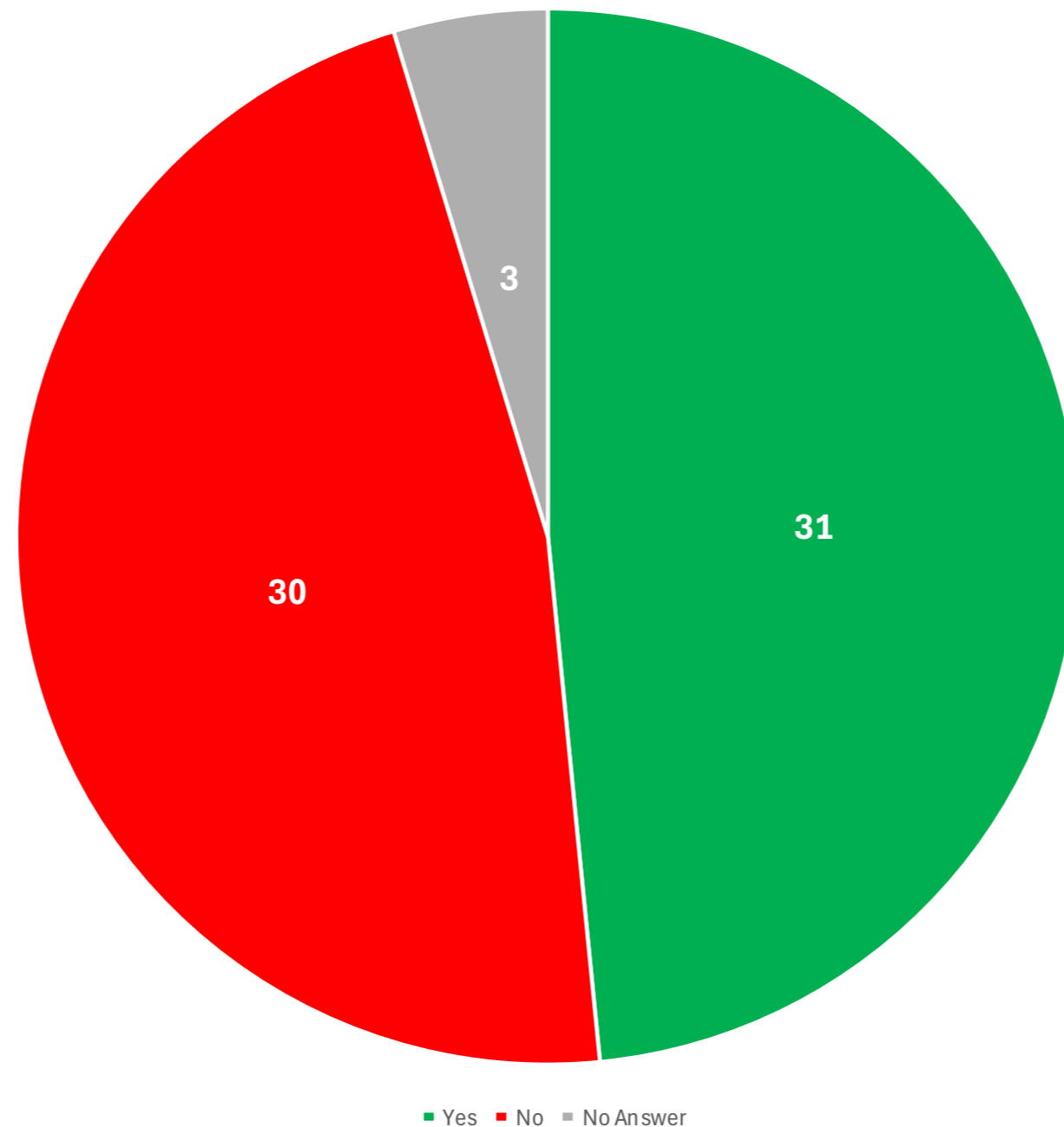
Quite noisy along here due to speed of vehicles
Cars which make large amounts of noise can disturb our dog

Only when going at speed past the houses at Blenheim
Sometimes
Load motorcycles

It's a busy rat-run for East-West traffic so to be expected, but the motorbikes with loud exhausts are too much

Only fast vehicles
Increasing noise from oversize SUVs both ICE & EV due to tyre noise

Do you have concerns over noise from vehicles? (If yes, please give any details below).



Q2.14 Do you have any concerns over noise from road surfaces?

(If yes, please give any details below)

Comments:

The council made much of the low-noise surface used in the past. The latest surface dressing in place now is not a low-noise type and it is markedly noisier than before

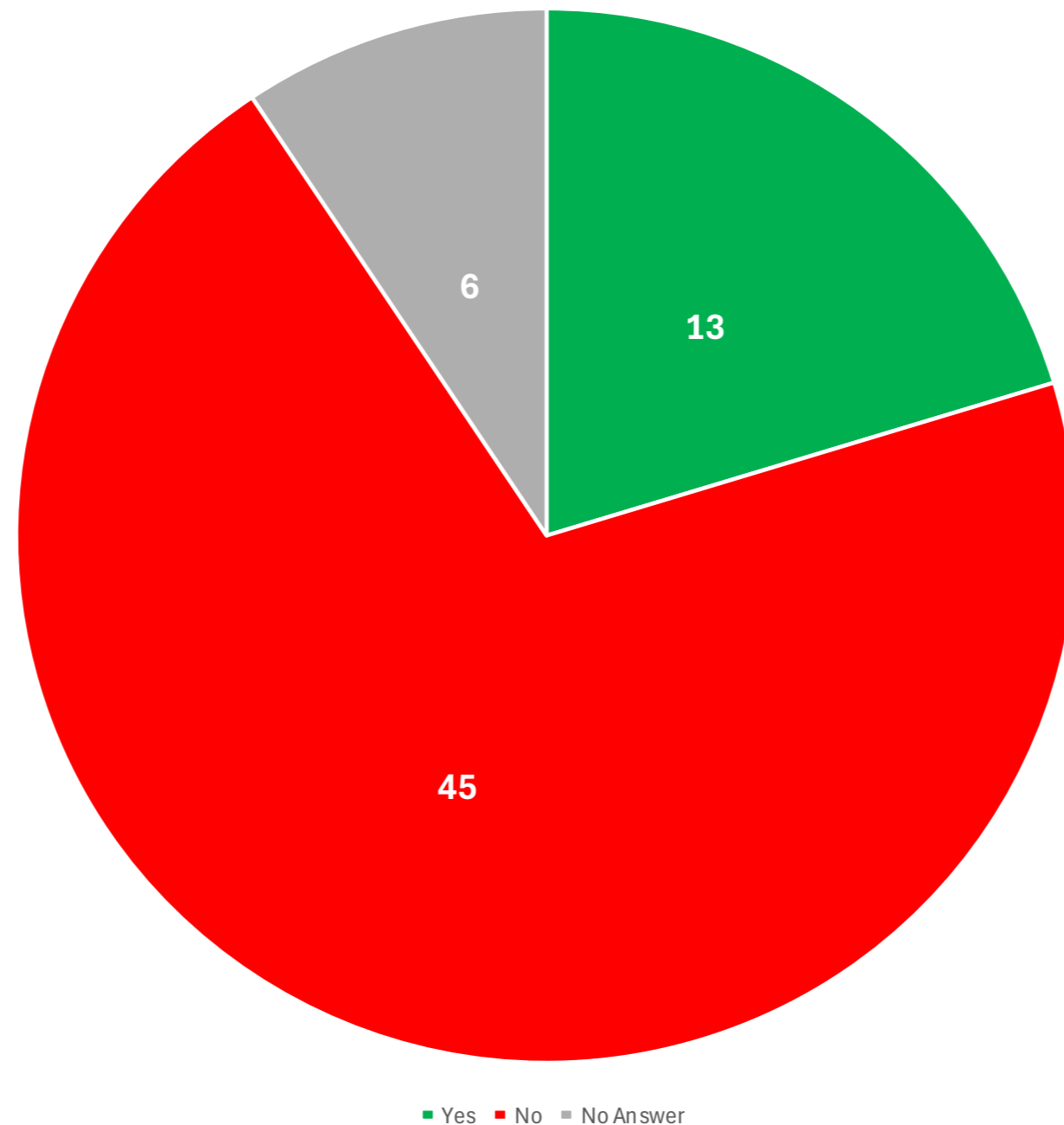
Since the road was resurfaced the traffic is much louder on the surface

Unfilled trenches across Portway

Low noise surfacing on the A43 & M40 would be good

The road surface is unnecessarily noisy

Do you have any concerns over noise from road surfaces? (If yes, please give any details below).



Q3.1 Did you use the bus when we had a village service?

Comments:

DID NOT LIVE HERE WHEN THERE WAS A BUS BUT WOULD CONSIDER USING IT IF THERE WAS ONE.

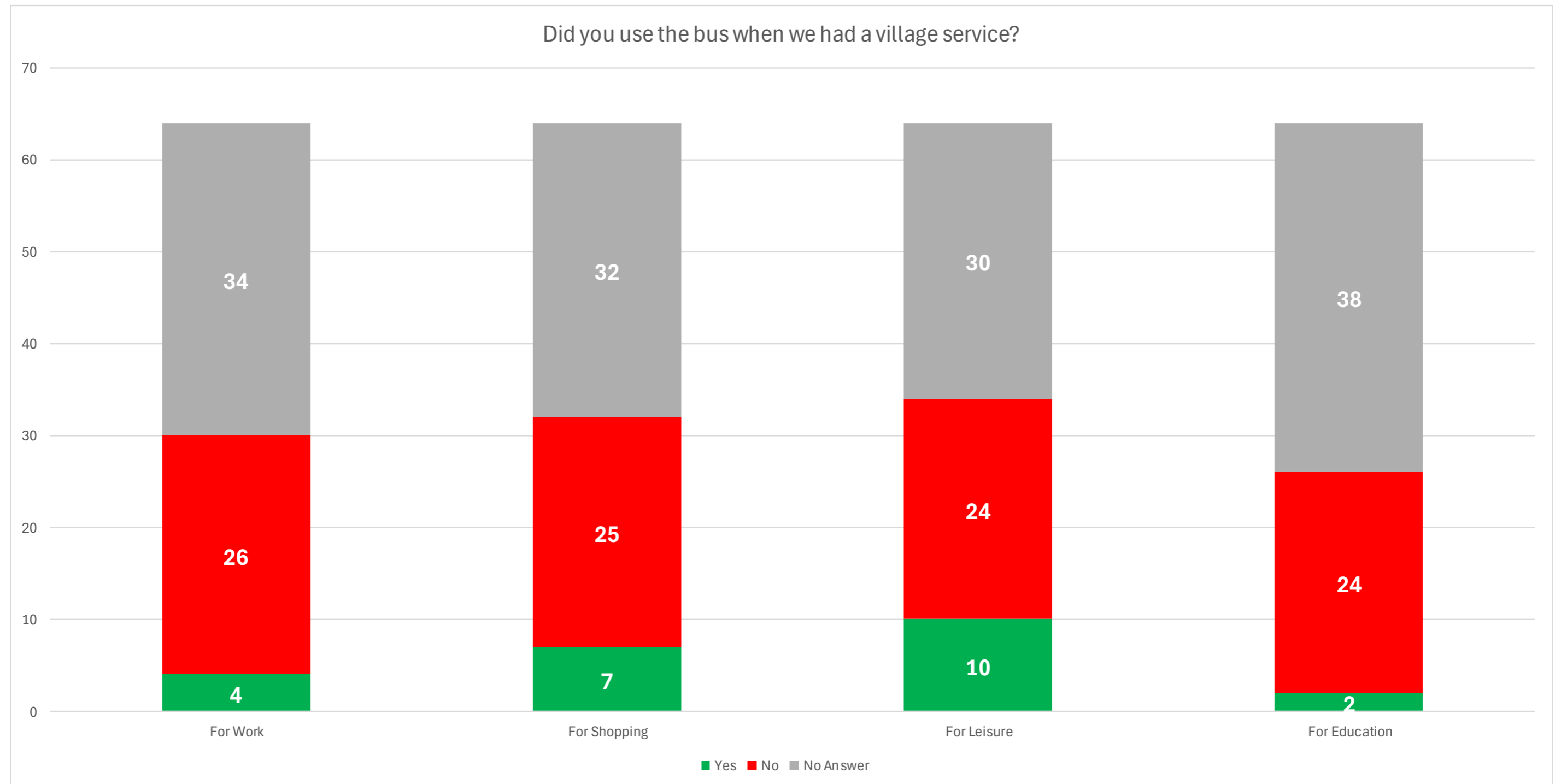
Have never used the bus

No because it was infrequent & unreliable. My children tried a few times but we inevitably gave up

No

Unsuitable timetable for school or work hours

Regularly as I don't drive (husband has a car)



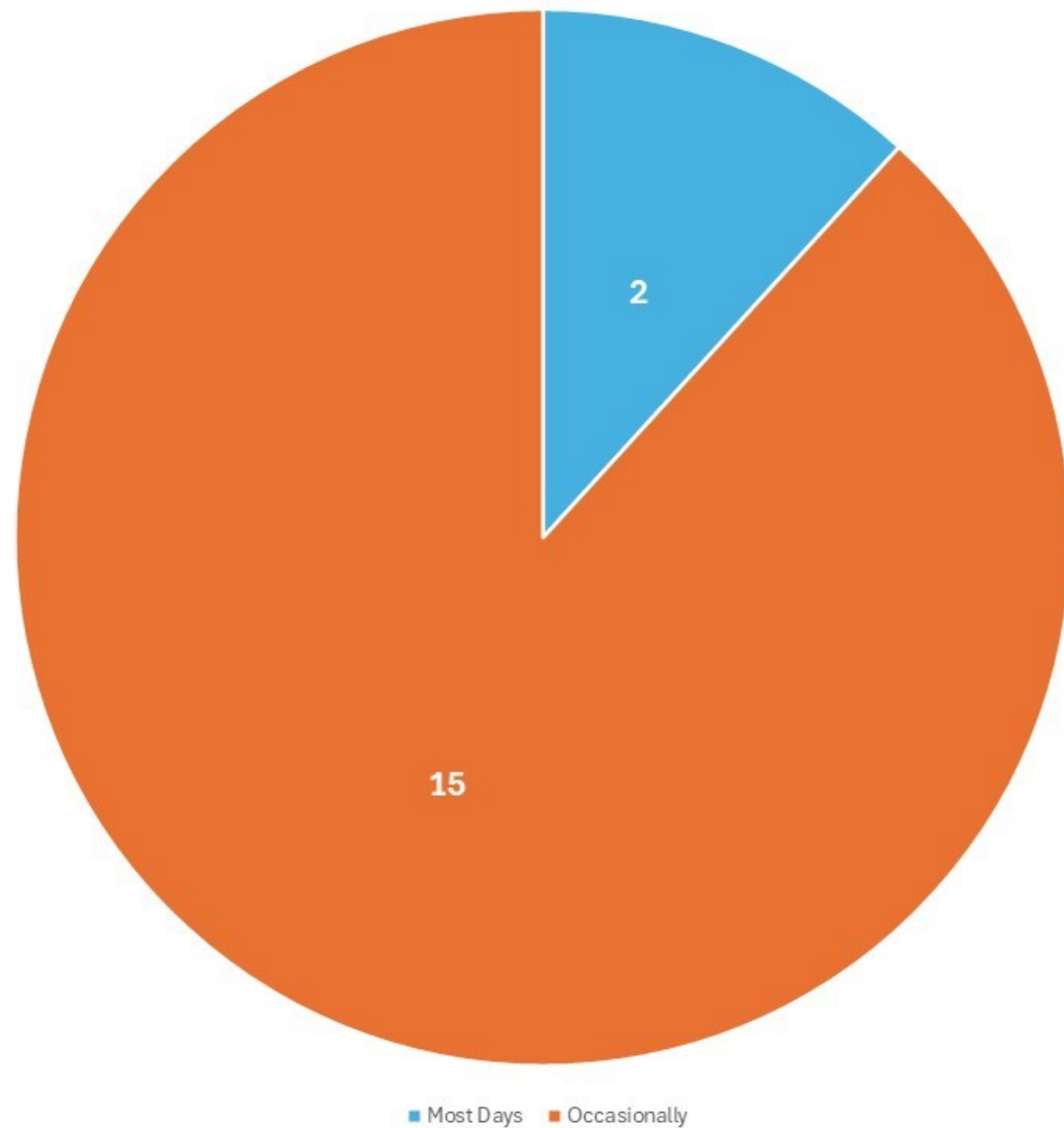
Q3.2 How often did you use the bus?

Q3.3 Where did you get the bus to?

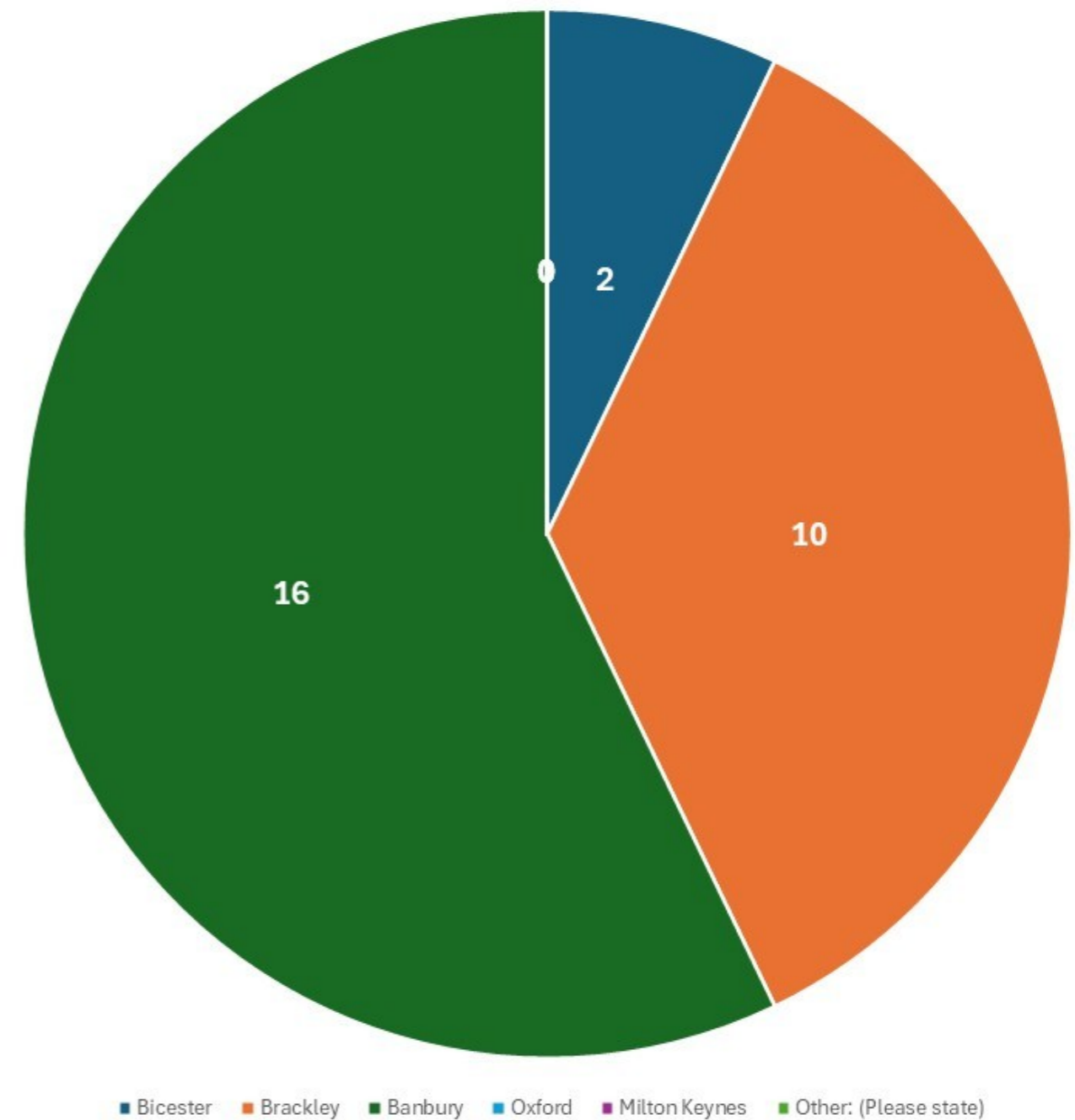
Comments:

If a bus service were to be reinstated, I would likely use it (weekends, school holidays)

How often did you use the bus?



Where did you get the bus to?



Q3.4 Do you use the community bus?

Comments:

We see the value to others in the community

Need to book - prefer flexibility of original local bus (6 times daily)

